

NILKANTH ENGINEERING LIMITED

CIN NO: L27300MH1983PLC029360

Regd. Office: 407, Kalbadevi Road, Daulat Bhawan, 3rd Floor, Mumbai – 400 002

Tel.: 2206 2108, Email : nilkanthengineeringltd@gmail.com

Website : www.nilkanthengineering.co.in

12th November, 2021

Dept. of Corporate Services(CRD)

BSE Limited

Phiroze Jeejeebhoy Towers,

Dalal Street

Mumbai 400 001

Dear Sir,

Ref : Scrip Code : 512004

Subject : Outcome of the Board Meeting held on November 12, 2021 – Un-audited Financial Results for the Second Quarter and Half Year ended 30th September, 2021

Pursuant to Regulation 33 of the SEBI (Listing Obligations and Disclosure Requirements) Regulations, 2015 (SEBI Listing Regulations), we enclose herewith the following:

1. Un-audited Financial Results (Standalone and Consolidated) of the Company for the Second Quarter and Half Year ended September 30, 2021

The above Un-audited Financial Results have been reviewed by the Audit Committee and approved by the Board of Directors at its meeting held today.

2. Limited Review Report on the aforesaid Financial Results duly issued by M/s KARNAVAT & CO., Statutory Auditor of the Company.

The Meeting of the Board of Directors commenced at 1.00 pm and concluded at 2:30 pm

You are requested to take the same on your record.

Thanking You.

Yours faithfully,

For **NILKANTH ENGINEERING LIMITED**


G. M. Loyalka
Director
(DIN-00299416)



NILKANTH ENGINEERING LIMITED

CIN : L27300MH1983PLC029360


Regd. Office : 407, Kalbadevi Road, Daulat Bhavan, 3rd Floor, Mumbai - 400 002

E-mail: nilkanthengineeringltd@gmail.com

Statement of Unaudited Standalone Financial Results for the quarter and half year ended 30th September, 2021

Figures ₹ in Lacs except EPS

Sr. No.	Particulars	Quarter Ended			Half Year Ended		Year Ended
		30.09.2021	30.06.2021	30.09.2020	30.09.2021	30.09.2020	31.03.2021
		Unaudited	Unaudited	Unaudited	Unaudited	Unaudited	Audited
1	Revenue from Operations	-	-	-	-	-	-
2	Other Income	3.75	3.77	3.60	7.52	7.20	15.95
3	Total Income (1 + 2)	3.75	3.77	3.60	7.52	7.20	15.95
4	Expenses						
	a) Cost of materials consumed	-	-	-	-	-	-
	b) Purchases of stock-in-trade	-	-	-	-	-	-
	c) Changes in inventories of finished goods	-	-	-	-	-	-
	work-in-progress	-	-	-	-	-	-
	d) Employee benefits expenses	3.10	4.59	3.47	7.69	6.45	13.63
	e) Depreciation and amortisation expenses	14.25	14.10	17.64	28.35	35.26	70.60
	f) Finance costs	-	-	-	-	-	-
	g) Other expenses	1.06	7.38	4.33	8.44	6.25	9.86
	Total expenses	18.41	26.07	25.45	44.48	47.96	94.09
5	Profit / (Loss) before exceptional items (3 - 4)	(14.66)	(22.30)	(21.85)	(36.97)	(40.76)	(78.14)
6	Exceptional Items	-	-	-	-	-	-
7	Profit / (Loss) before tax (5 - 6)	(14.66)	(22.30)	(21.85)	(36.97)	(40.76)	(78.14)
8	Tax expense						
	- Current year's Tax	-	-	-	-	-	-
	- Deferred Tax	-	-	-	-	-	-
	- Earlier year's tax adjustments	-	-	-	-	-	-
9	Net Profit / (Loss) from ordinary activities after tax (7 - 8)	(14.66)	(22.30)	(21.84)	(36.97)	(40.76)	(78.14)
10	Other Comprehensive Income						
	Items that will be reclassified to profit or loss						
	Items that will not be reclassified to profit or loss						
	Actuarial Gain / (Loss)	(0.03)	0.58	(2.30)	0.55	(2.30)	0.47
	Fair Value measurement on Investments	1.07	28.44	11.14	29.51	20.73	26.09
11	Total Comprehensive Income for the period (net of tax)	(13.63)	6.72	(13.00)	(6.91)	(22.32)	(51.58)
12	Paid-up equity share capital (Face Value ₹ 10/- per share)	124.50	124.50	124.50	124.50	124.50	124.50
13	Reserves excluding Revaluation Reserves						(232.88)
14	Earning per share (EPS)						
	(of ₹ 10/- each) (not annualised) :						
	Basic and Diluted	(1.18)	(1.79)	(1.75)	(2.97)	(3.27)	(6.28)



STANDALONE STATEMENT OF ASSETS AND LIABILITIES AS AT 30 SEPTEMBER, 2021			
(₹ in Lacs)			
PARTICULARS	As At 30.09.2020 (Unaudited)	As At 30.09.2020 (Unaudited)	As At 31.03.2021 (Audited)
ASSETS			
1. Non-Current Assets			
a) Property, Plant and Equipment	681.80	745.50	710.15
b) Financial Assets			
i. Investments	672.35	620.16	625.53
ii Other Financial Assets	8.16	15.71	8.31
	1,362.31	1,381.37	1,343.99
2. Current Assets			
a) Financial Assets			
i. Cash and Cash Equivalents	5.91	4.04	30.53
b) Other Current Assets	-	-	0.78
c) Current Tax Assets (Net)	23.37	43.67	22.65
	29.29	47.71	53.97
TOTAL - ASSETS	1,391.60	1,429.08	1,397.95
EQUITY AND LIABILITIES			
1. Equity			
a) Equity Share Capital	124.50	124.50	124.50
b) Other Equity	(239.79)	(203.62)	(232.88)
	(115.29)	(79.12)	(108.38)
2. Liabilities			
Non-Current Liabilities			
a) Provisions	4.12	-	4.22
3. Current Liabilities			
a) Financial Liabilities			
i. Other Financial Liabilities	1,500.00	1,500.00	1,500.00
b) Other Current Liabilities	2.76	1.92	2.10
c) Provisions	0.01	6.29	0.01
	1,502.77	1,508.21	1,502.11
TOTAL - EQUITY AND LIABILITIES	1,391.60	1,429.08	1,397.95

Notes:

- These Consolidated and Standalone Unaudited Financial Results for the quarter and half year ended on 30th September, 2021, have been reviewed by the Audit Committee and subsequently approved at the meeting of the Board of Directors held on 12th November, 2021.
- The Statutory Auditors of the Company have carried out a Limited Review of the results for the quarter and half year ended September 30, 2021 and have issued an unqualified review report.
- This statement has been prepared in accordance with companies (Indian Accounting Standards) Rules, 2015 (Ind AS), prescribed under section 133 of the Companies Act, 2013 and other recognised accounting practices and policies to the extent applicable.
- The Company operates mainly in the business segment of fund based leasing & financing activity. All other activities revolve around the main business. Further, all activities are carried out within India. As such, there are no separate reportable segments as per the provisions of IND AS 108 on 'Operating Segments'.
- Figures of the corresponding previous period have been regrouped wherever necessary.

For Nilkanth Engineering Limited

G.M. Loyalka


G.M. Loyalka

Director

DIN: 00299416

Place : Mumbai

Dated : 12th November, 2021



NILKANTH ENGINEERING LIMITED

CIN : L27300MH1983PLC029360

Standalone Cash Flow Statement for the half year ended 30th September, 2021

Particulars	Half Year Ended		Year Ended
	30.09.2021 (₹) Unaudited	30.09.2020 (₹) Unaudited	31.03.2021 (₹) Audited
A. CASH FLOW FROM OPERATING ACTIVITIES:			
Net profit before taxation and extraordinary items	(36.97)	(40.76)	(78.14)
<u>Adjustments for:</u>			
Depreciation and amortisation expense	28.35	35.25	70.60
Provision for Expenses	2.76	8.21	2.10
Prepaid Expenses	-	-	0.78
(Profit)/Loss on Sale of Investments	(0.32)	-	(0.15)
Interest Expense	-	-	0.00
Dividend Income	-	-	0.00
Operating Profit before working capital changes	(6.17)	2.70	(4.81)
Increase/(Decrease) in Sundry Payables & Other Liabilities	(1.65)	(9.14)	(2.15)
(Increase)/Decrease in Trade & Other Receivables	0.84	(7.08)	18.16
(Increase)/Decrease in Inventories	-	-	-
Cash generated from operations	(6.98)	(13.52)	11.20
Less: Direct Taxes paid	0.64	0.54	1.08
Net Cash Flow from operating activities before extraordinary items	(7.62)	(14.06)	12.28
Adjustments for Prior Period Items	-	-	-
Net Cash Flow from operating activities	(A) (7.62)	(14.06)	31.73
B. CASH FLOW FROM INVESTING ACTIVITIES:			
Sale/(Purchase) of Investments (net)	(17.00)	-	0.15
Purchase of Property, Plant and Equipment	-	(0.42)	(0.42)
Dividend Income	-	-	-
Net Cash from/(used) in Investing activities	(B) (17.00)	(0.42)	(0.27)
C. CASH FLOW FROM FINANCING ACTIVITIES:			
Loan Taken / (Repaid)	-	-	-
Interest Paid	-	-	-
Net Cash from/(used) in financing activities	(C) -	-	-
Net Increase/(Decrease) in Cash & Cash Equivalents (A+B+C)	(24.62)	(14.48)	12.01
Cash & Cash Equivalents as at beginning of period	30.53	18.52	18.52
Cash & Cash Equivalents as at end of period	5.91	4.04	30.53

1. Cash and cash equivalents included in the Statement of cash flows comprise the following :

	30.09.2021 (₹)	30.09.2020 (₹)	31.03.2021 (₹)
Cash on hand	0.00	0.03	0.01
Balance in current account	5.91	4.01	30.52
Cash and cash equivalents as restated	5.91	4.04	30.53

2. Direct Tax paid are treated as arising from operating activity and not bifurcated in investment and financing activities.

3. Figures of the previous year have been re-grouped and re-classified wherever necessary to correspond with the figures of the current year.

4. Figures in brackets represent outflows.



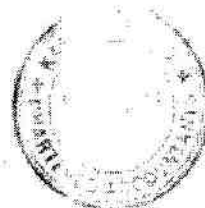
UDIN : 21137686AAAAOU5616

Independent Auditor's Review Report on the Quarterly/Half Yearly Unaudited Standalone Financial Results of the Company Pursuant to the Regulation 33 of the SEBI (Listing Obligations and Disclosure Requirements) Regulations, 2015, as amended

Review Report to,
**The Board of Directors,
Nilkanth Engineering Limited**

1. We have reviewed the accompanying statement of unaudited standalone financial results of **Nilkanth Engineering Limited** (the 'Company') for the quarter/half year ended September 30, 2021 (the "Statement") attached herewith and the year-to-date results for the period April 1, 2021 to September 30, 2021, being submitted by the Company pursuant to the requirements of Regulation 33 of the SEBI (Listing Obligations and Disclosure Requirements) Regulations, 2015 (the "Regulation") as amended including relevant circulars issued by the Securities and Exchange Board of India from time to time.
2. This Statement, which is the responsibility of the Company's management and approved by the Board of Directors, has been prepared in accordance with the recognition and measurement principles laid down in Indian Accounting Standard 34 "Interim Financial Reporting" ("Ind AS 34"), prescribed under Section 133 of the Companies Act, 2013, and other accounting principles generally accepted in India and in compliance with Regulation 33 of the SEBI (Listing Obligations and Disclosure Requirements) Regulations, 2015 ("Listing Regulations"). Our responsibility is to issue a report on the Statement based on our review.
3. We conducted our review of the Statement in accordance with the Standard on Review Engagements (SRE) 2410, "Review of Interim Financial Information Performed by the Independent Auditor of the Entity" issued by the Institute of Chartered Accountants of India. This standard requires that we plan and perform the review to obtain moderate assurance as to whether the Statement is free of material misstatement. A review is limited primarily to inquiries of company personnel and analytical procedures applied to financial data and thus provide less assurance than an audit. We have not performed an audit and accordingly, we do not express an audit opinion.
4. Based on our review conducted as above, nothing has come to our attention that causes us to believe that the accompanying Statement, prepared in accordance with the recognition and measurement principles laid down in the applicable Indian Accounting Standards ('Ind AS') specified under Section 133 of the Companies Act, 2013 as amended, read with relevant rules issued thereunder and other recognised accounting practices and policies has not disclosed the information required to be disclosed in terms of the Regulation, read with the Circular, including the manner in which it is to be disclosed, or that it contains any material misstatement.

For KARNAVAT & Co.
Chartered Accountants
Firm Regn. No. 104863W



Viral Joshi
(Viral Joshi)
Partner
Membership No. 137686

Place : Mumbai
Dated : November 12, 2021

NILKANTH ENGINEERING LIMITED

CIN : L27300MH1983PLC029360

Regd. Office : 407, Kalbadevi Road, Daulat Bhavan, 3rd Floor, Mumbai - 400 002

E-mail: nilkanthengineeringltd@gmail.com

Unaudited Consolidated Financial Results for the quarter and half year ended 30th September, 2021

Figures ₹ in Lacs except EPS


Sr. No.	Particulars	Quarter Ended			Half Year Ended		Year Ended
		30.09.2021	30.06.2021	30.09.2020	30.09.2021	30.09.2020	31.03.2021
		Unaudited	Unaudited	Unaudited	Unaudited	Unaudited	Audited
1	Revenue from Operations	-	-	-	-	-	-
2	Other Income	3.75	3.77	3.60	7.52	7.20	15.95
3	Total Income (1 + 2)	3.75	3.77	3.60	7.52	7.20	15.95
4	Expenses						
	a) Cost of materials consumed	-	-	-	-	-	-
	b) Purchases of stock-in-trade	-	-	-	-	-	-
	c) Changes in inventories of finished goods work-in-progress	-	-	-	-	-	-
	d) Employee benefits expenses	3.10	4.59	3.47	7.69	6.45	13.63
	e) Depreciation and amortisation expenses	14.25	14.10	17.64	28.35	35.25	70.60
	f) Finance costs	-	-	-	-	-	-
	g) Other expenses	1.06	7.38	4.33	8.44	6.25	9.86
	Total expenses	18.41	26.07	25.45	44.48	47.96	94.09
5	Profit / (Loss) before exceptional items (3 - 4)	(14.66)	(22.30)	(21.85)	(36.97)	(40.76)	(78.14)
6	Share of Profit/(Loss) of Associates	55.76	47.23	80.13	102.99	125.02	154.42
7	Profit Before Exceptional Item and Tax (5 + 6)	41.10	24.94	58.29	66.03	84.27	76.27
8	Exceptional Items	-	-	-	-	-	-
9	Profit / (Loss) before tax (7 - 8)	41.10	24.94	58.29	66.03	84.27	76.27
10	Tax expense	-	-	-	-	-	-
	- Current year's Tax	-	-	-	-	-	-
	- Deferred Tax	-	-	-	-	-	-
	- Earlier year's tax adjustments	-	-	-	-	-	-
11	Net Profit / (Loss) from ordinary activities after tax (7 - 8)	41.10	24.94	58.29	66.03	84.27	76.27
12	Other Comprehensive Income						
	Items that will be reclassified to profit or loss	-	-	-	-	-	-
	Items that will not be reclassified to profit or loss						
	Actuarial Gain / (Loss)	(0.03)	0.58	(2.30)	0.55	(2.30)	0.47
	Fair Value measurement on Investments	15.96	(1,068.08)	178.37	(1,052.12)	1,349.60	362.31
13	Total Comprehensive Income for the period (net of tax)	57.02	(1,042.57)	234.36	(985.54)	1,431.57	439.05
14	Net Profit attributable to :						
	Owners of the Company	41.10	24.94	58.29	66.03	84.27	76.27
	Non-Controlling Interest	-	-	-	-	-	-
		41.10	24.94	58.29	66.03	84.27	76.27
15	Other Comprehensive Income (net of tax) attributable to :						
	Owners of the Company	15.93	(1,067.51)	176.07	(1,051.57)	1,347.30	362.78
	Non-Controlling Interest	-	-	-	-	-	-
		15.93	(1,067.51)	176.07	(1,051.57)	1,347.30	362.78
16	Total Comprehensive Income attributable to :						
	Owners of the Company	57.02	(1,042.57)	234.36	(985.54)	1,431.57	439.05
	Non-Controlling Interest	-	-	-	-	-	-
		57.02	(1,042.57)	234.36	(985.54)	1,431.57	439.05
17	Paid-up equity share capital (Face Value ₹ 10/- per share)	124.50	124.50	124.50	124.50	124.50	124.50
18	Reserves excluding Revaluation Reserves	-	-	-	-	-	11,232.04
19	Earning per share (EPS)						
	(of ₹ 10/- each) (not annualised)						
	Basic and Diluted	3.30	2.00	4.68	5.30	6.77	6.13



CONSOLIDATED STATEMENT OF ASSETS AND LIABILITIES AS AT 30 SEPTEMBER, 2021			
PARTICULARS	(₹ in Lacs)		
	As At 30.09.2021 (Unaudited)	As At 30.09.2020 (Unaudited)	As At 31.03.2021 (Audited)
ASSETS			
1. Non-Current Assets			
a) Property, Plant and Equipment	681.80	745.50	710.15
b) Financial Assets			
i. Investments	11,158.64	13,048.35	12,090.45
ii Other Financial Assets	8.16	15.71	8.31
	11,848.59	13,809.56	12,808.91
2. Current Assets			
a) Financial Assets			
i. Cash and Cash Equivalents	5.91	4.04	30.53
b) Other Current Assets	-	-	0.78
c) Current Tax Assets (Net)	23.37	43.67	22.65
	29.29	47.71	53.97
TOTAL - ASSETS	11,877.88	13,857.27	12,862.88
EQUITY AND LIABILITIES			
1. Equity			
a) Equity Share Capital	124.50	124.50	124.50
b) Other Equity	10,246.49	12,224.56	11,232.04
	10,370.99	12,349.06	11,356.54
2. Liabilities			
Non-Current Liabilities			
a) Provisions	4.12	-	4.22
3. Current Liabilities			
a) Financial Liabilities			
i. Other Financial Liabilities	1,500.00	1,500.00	1,500.00
b) Other Current Liabilities	2.76	1.92	2.10
c) Provisions	0.01	6.29	0.01
	1,502.77	1,508.21	1,502.11
TOTAL - EQUITY AND LIABILITIES	11,877.88	13,857.27	12,862.88

For Nilkanth Engineering Limited

G.M.Loyalka
Director
DIN: 00299416



Place : Mumbai
Dated : 12th November, 2021

NILKANTH ENGINEERING LIMITED

CIN : L27300MH1983PLC029360

Consolidated Cash Flow Statement for the half year ended 30 September, 2020

Particulars	Half Year Ended		Year Ended
	30.09.2021 (₹) Unaudited	30.09.2020 (₹) Unaudited	31.03.2021 (₹) Audited
A. CASH FLOW FROM OPERATING ACTIVITIES:			
Net profit before taxation and extraordinary items	(36.97)	(40.76)	(78.14)
Adjustments for:			
Depreciation and amortisation expense	28.35	35.25	70.60
Provision for Expenses	2.76	8.21	2.10
Prepaid Expenses	-	-	0.78
(Profit)/Loss on Sale of Investments	(0.32)	-	(0.15)
Interest Expense	-	-	0.00
Dividend Income	-	-	0.00
Operating Profit before working capital changes	(6.17)	2.70	(4.81)
Increase/(Decrease) in Sundry Payables & Other Liabilities	(1.65)	(9.14)	(2.15)
(Increase)/Decrease in Trade & Other Receivables	0.84	(7.08)	18.16
(Increase)/Decrease in Inventories	-	-	-
Cash generated from operations	(6.98)	(13.52)	11.20
Less: Direct Taxes paid	0.64	0.54	1.08
Net Cash Flow from operating activities before extraordinary items	(7.62)	(14.06)	12.28
Adjustments for Prior Period Items	-	-	-
Net Cash Flow from operating activities	(A) (7.62)	(14.06)	31.73
B. CASH FLOW FROM INVESTING ACTIVITIES:			
Sale/(Purchase) of Investments (net)	(17.00)	-	0.15
Purchase of Property, Plant and Equipment	-	(0.42)	(0.42)
Dividend Income	-	-	-
Net Cash from/(used) in Investing activities	(B) (17.00)	(0.42)	(0.27)
C. CASH FLOW FROM FINANCING ACTIVITIES:			
Loan Taken / (Repaid)	-	-	-
Interest Paid	-	-	-
Net Cash from/(used) in financing activities	(C) -	-	-
Net Increase/(Decrease) in Cash & Cash Equivalents (A+B+C)	(24.62)	(14.48)	12.01
Cash & Cash Equivalents as at beginning of period	30.53	18.52	18.52
Cash & Cash Equivalents as at end of period	5.91	4.04	30.53

1. Cash and cash equivalents included in the Statement of cash flows comprise the following :

	30.09.2021 (₹)	30.09.2020 (₹)	31.03.2021 (₹)
Cash on hand	0.00	0.03	0.01
Balance in current account	5.91	4.01	30.52
Cash and cash equivalents as restated	5.91	4.04	30.53

2. Direct Tax paid are treated as arising from operating activity and not bifurcated in investment and financing activities.

3. Figures of the previous year have been re-grouped and re-classified wherever necessary to correspond with the figures of the current year.

4. Figures in brackets represent outflows.



UDIN : 21137686AAAAOV8995

Independent Auditor's Review Report on the Quarterly/Half Yearly Unaudited Consolidated Financial Results of the Company Pursuant to the Regulation 33 of the SEBI (Listing Obligations and Disclosure Requirements) Regulations, 2015, as amended

Review Report to,
**The Board of Directors,
Nilkanth Engineering Limited**

1. We have reviewed the accompanying Statement of unaudited Consolidated Financial Results of **Nilkanth Engineering Limited** ("the Holding Company") and its three associate companies (the Holding Company and its associates together referred to as 'the Group') for the quarter/half year ended September 30, 2021 (the "Statement") attached herewith and the year-to-date results for the period April 1, 2021 to September 30, 2021, being submitted by the Parent pursuant to the requirements of Regulation 33 of the SEBI (Listing Obligations and Disclosure Requirements) Regulations, 2015 as amended including relevant circulars issued by the Securities and Exchange Board of India from time to time.
2. This Statement, which is the responsibility of the Parent Company's management and approved by the Parent Company's Board of Directors, has been prepared in accordance with the recognition and measurement principles laid down in Indian Accounting Standard 34, (Ind AS 34) "Interim Financial Reporting" prescribed under Section 133 of the Companies Act, 2013 as amended, read with relevant rules issued thereunder and other accounting principles generally accepted in India and in compliance with Regulation 33 of the SEBI (Listing Obligations and Disclosure Requirements) Regulations, 2015 ("Listing Regulations"). Our responsibility is to express a conclusion on the Statement based on our review.
3. We conducted our review of the Statement in accordance with the Standard on Review Engagements (SRE) 2410, "Review of Interim Financial Information Performed by the Independent Auditor of the Entity" issued by the Institute of Chartered Accountants of India. A review of interim financial information consists of making inquiries, primarily of persons responsible for financial and accounting matters, and applying analytical and other review procedures. A review is substantially less in scope than an audit conducted in accordance with Standards on Auditing and consequently does not enable us to obtain assurance that we would become aware of all significant matters that might be identified in an audit. Accordingly, we do not express an audit opinion.

We also performed procedures in accordance with the Circular issued by the Securities and Exchange Board of India under Regulation 33(8) of the SEBI (Listing Obligations and Disclosure Requirements) Regulations, 2015 as amended, to the extent applicable.



(Cont..2)

4. The Statement includes the results of the following entities:

Name of the Entity	Relationship
Nilkanth Engineering Limited	Parent Company
Jatayu Textiles & Industries Limited	Associate Company
Sushree Trading Limited	Associate Company
Osiris Online Private Limited	Associate Company

5. Based on our review conducted and procedures performed as stated in paragraph 3 above and based on the consideration of the information provided by the management referred to in paragraph 6 below, nothing has come to our attention that causes us to believe that the accompanying Statement, prepared in accordance with the recognition and measurement principles laid down in the aforesaid Indian Accounting Standard and other accounting principles generally accepted in India, has not disclosed the information required to be disclosed in terms of Regulation 33 of the SEBI (Listing Obligations and Disclosure Requirements) Regulations, 2015, as amended, including the manner in which it is to be disclosed, or that it contains any material misstatement.
6. The Statement includes the interim financial results and other financial information of three associate companies whose interim financial results/information reflects share of profit amounting to Rs.55.76 Lacs & Rs.102.99 Lacs for the quarter & half year ended September 30, 2021 respectively and share of Other Comprehensive Profit amounting to Rs.14.90 Lacs for the quarter ended September 30, 2021 & share of Other Comprehensive Loss Rs.1081.63 Lacs for the half year ended September 30, 2021. These financial statements are unaudited and have been furnished to us by the management and our opinion in so far as it relates to the amounts and disclosures included in respect of these associates is based solely on the information and explanation provided by the management.

Our conclusion on the Statement is not modified in respect of the above matte

For KARNAVAT & Co.
Chartered Accountants
Firm Regn. No. 104863W



Viral Joshi
(Viral Joshi)
Partner
Membership No. 137686

Place : Mumbai
Dated : November 12, 2021